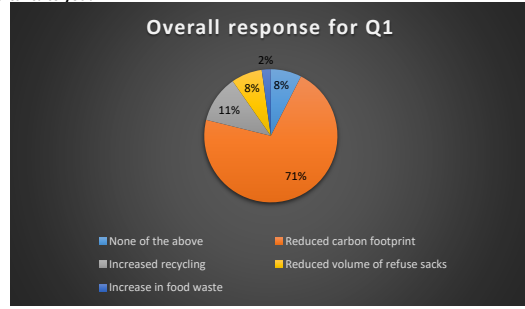
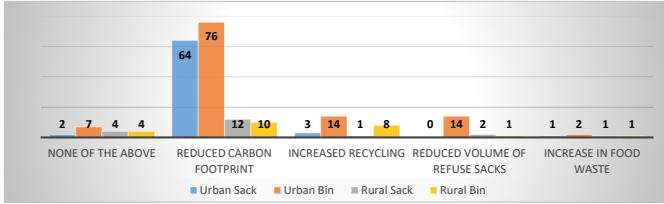


	Urban Sack	Urban Bin	Rural Sack	Rural Bin	Total
--	------------	-----------	------------	-----------	-------

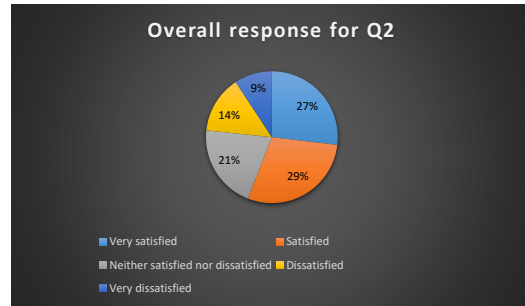
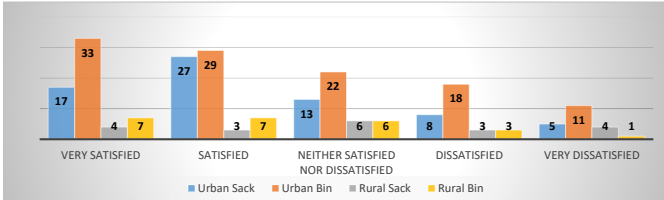
**Q1. The benefits of collecting non-recyclable waste every three weeks are reduced carbon footprint, increased recycling, reduction in the amount of refuse sacks and increased volume of food waste collected, which of the above is most important? to you?**

None of the above	2	7	4	4	17
Reduced carbon footprint	64	76	12	10	162
Increased recycling	3	14	1	8	26
Reduced volume of refuse sacks	0	14	2	1	17
Increase in food waste	1	2	1	1	5



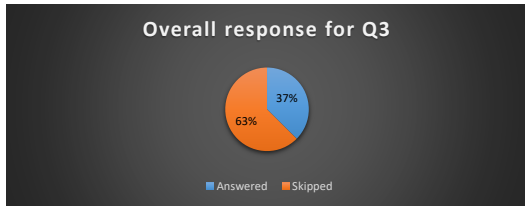
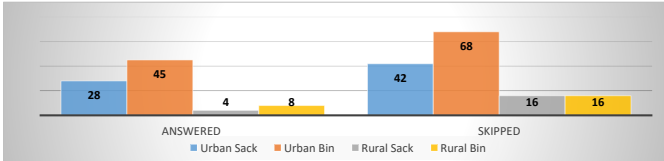
**Q2. How satisfied were you with having your non-recyclable waste collected every three weeks?**

Very satisfied	17	33	4	7	61
Satisfied	27	29	3	7	66
Neither satisfied nor dissatisfied	13	22	6	6	47
Dissatisfied	8	18	3	3	32
Very dissatisfied	5	11	4	1	21



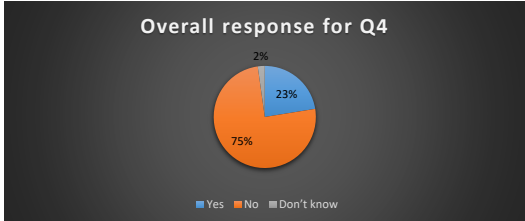
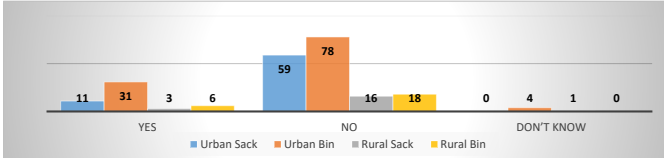
**Q3. If you have any additional feedback please enter it here:**

Answered	28	45	4	8	85
Skipped	42	68	16	16	142



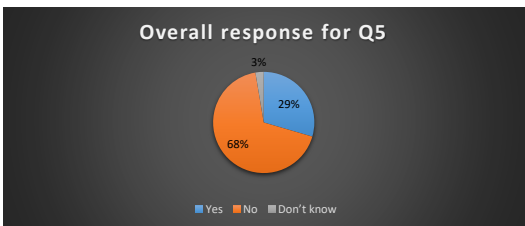
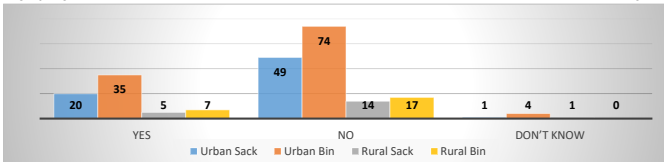
**Q4. Do you think you have produced less non-recyclable waste since it has been collected every three weeks?**

Yes	11	31	3	6	51
No	59	78	16	18	171
Don't know	0	4	1	0	5



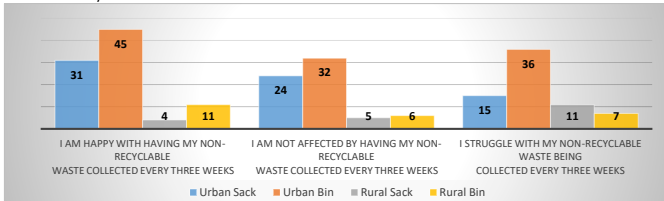
**Q5. Do you feel you recycled more during the trial?**

Yes	20	35	5	7	67
No	49	74	14	17	154
Don't know	1	4	1	0	6

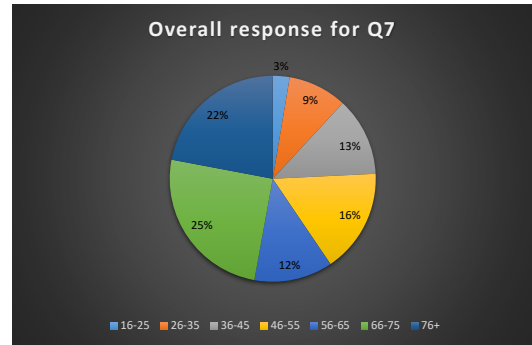
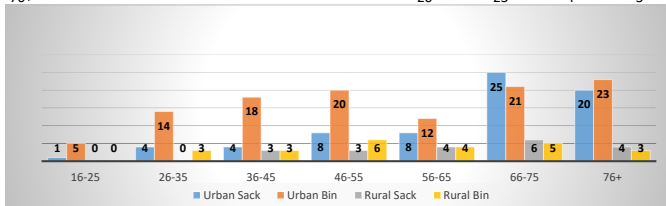


**Q6. Which statement do you agree with most?**

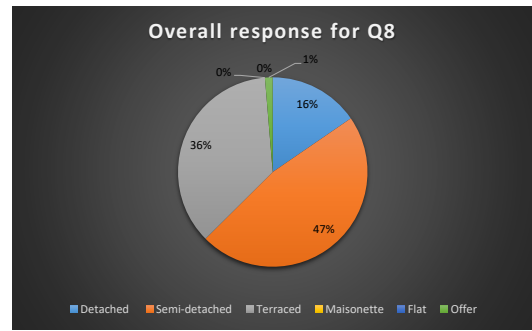
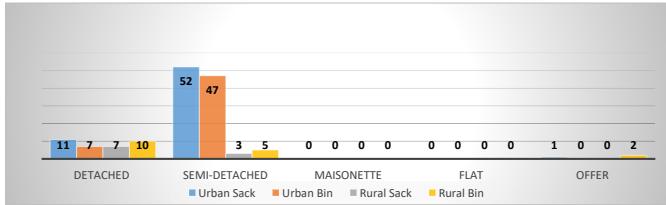
I am happy with having my non-recyclable waste collected every three weeks	31	45	4	11	91
I am not affected by having my non-recyclable waste collected every three weeks	24	32	5	6	67
I struggle with my non-recyclable waste being collected every three weeks	15	36	11	7	69



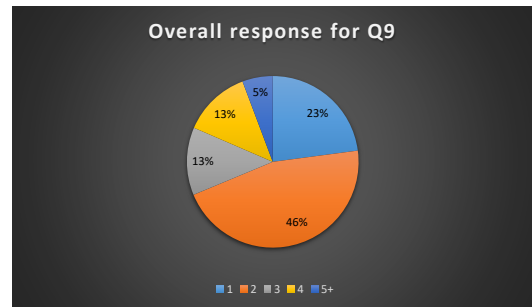
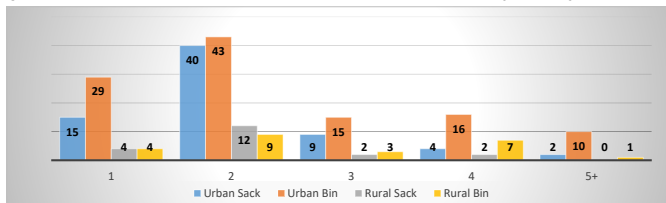
	Urban Sack	Urban Bin	Rural Sack	Rural Bin	Total
<b>Q7. What age range are you?</b>					
16-25	1	5	0	0	6
26-35	4	14	0	3	21
36-45	4	18	3	3	28
46-55	8	20	3	6	37
56-65	8	12	4	4	28
66-75	25	21	6	5	57
76+	20	23	4	3	50



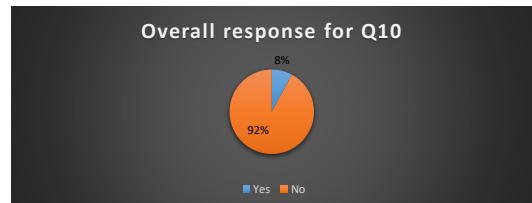
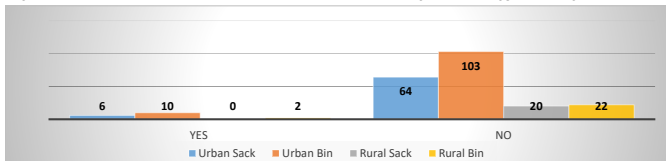
<b>Q8. What sort of property do you live in?</b>					
Detached	11	7	7	10	35
Semi-detached	52	47	3	5	107
Terraced	6	59	10	7	82
Maisonette	0	0	0	0	0
Flat	0	0	0	0	0
Other	1	0	0	2	3



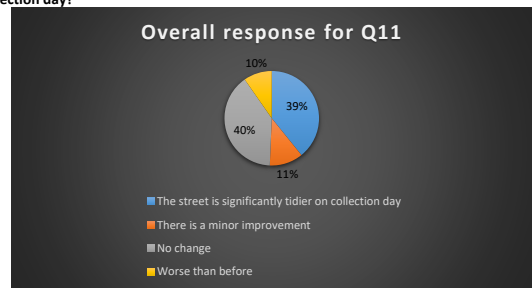
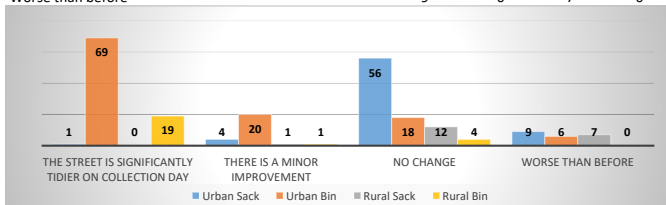
<b>Q9. How many people live within your property?</b>					
1	15	29	4	4	52
2	40	43	12	9	104
3	9	15	2	3	29
4	4	16	2	7	29
5+	2	10	0	1	13



<b>Q10. Do you currently receive an assisted collection?</b>					
Yes	6	10	0	2	18
No	64	103	20	22	209



<b>Q11. Do you feel there has been an improvement in the way non-recyclable waste is presented at the kerbside on collection day?</b>					
The street is significantly tidier on collection day	1	69	0	19	89
There is a minor improvement	4	20	1	1	26
No change	56	18	12	4	90
Worse than before	9	6	7	0	22



Total amount of properties that took part in the trial 1412  
 Total amount of surveys completed 227  
 Percentage of residents that took part in the survey 16%